
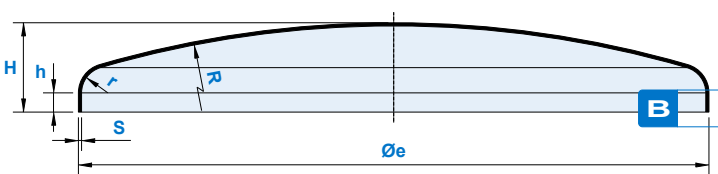
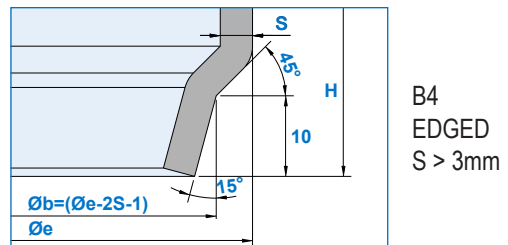
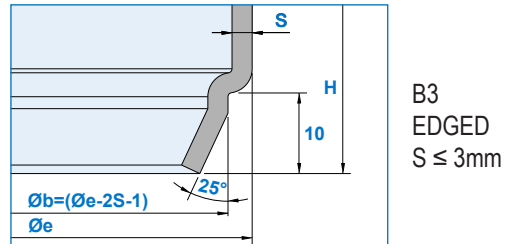
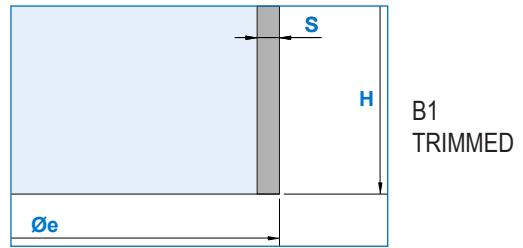


SHALLOW CROWN HEADS | TYPE N

Øe mm	H mm	R mm	r mm	h* mm	S mm	V* mm	P** kg/mm
500	105	700	30	36	2-4	15.2	2.2
550	110	680	43	21	1.5-5	18.1	2.5
570	95	1140	35	29	2-3	18.3	2.7
600	110	1000	40	43	1-3	23.3	3.1
630	120	850	35	34	2-3	26.6	3.3
640	125	850	35	37	2-2.5	28.7	3.4
650	105	1180	25	38	2-3	25.8	3.4
650	105	1000	30	27	1-1.5	24.5	3.3
670	110	1250	50	23	2-4	28.7	3.6
680	110	900	25	25	1.5-2.5	26.5	3.5
700	105	115	25	30	2-4	28.4	3.8
750	140	1000	40	38	2-3	43.8	4.6
770	130	1390	43	41	2-4	45.5	4.9
790	130	1300	40	37	2-4	46.4	5.0
800	145	1050	50	30	1.5-4	50.7	5.1
850	130	1390	30	39	1-4	52.6	5.7
880	135	1200	43	20	2-3	54.3	5.8
900	125	1430	40	21	1.5-3	53.8	5.8
950	140	1430	40	28	1.5-4	67.7	6.8
1000	130	1650	25	32	2-4	68.9	7.4
1100	145	1700	40	23	1.5-4	90.8	8.8
1200	145	1900	30	24	3-5	105.3	10.2
1250	150	2350	35	36	3-5	131.9	11.4
1270	135	2350	25	26	1.5-5	111.4	11.3
1300	150	2450	45	25	2.5-5	135.5	12.1
1400	150	2920	30	39	3-5	159.8	14.1
1430	130	3000	25	22	2-5	134.0	13.9
1500	140	3000	30	19	2.5-6	157.3	15.3
1600	150	3300	35	22	2-5	195.6	17.5
1600	190	2400	40	22	3-5	237.8	17.8
1800	175	3600	50	19	2-4	265.0	22.3
1900	170	3800	50	15	2-6	273.0	24.0
2000	195	4000	30	30	3-7	429.1	27.4

TYPES OF ACHIEVABLE EDGES



* the dimension h and the capacity V have been calculated for trimmed dished heads with S = 3mm | **the theoretical weight indicated is to be multiplied by the thickness in mm



Zapè srl

Via del Perlar 98 • 37135 Verona VR • Italy

w. www.zape.it • t. +39 045 500855 • e. info@zape.it