
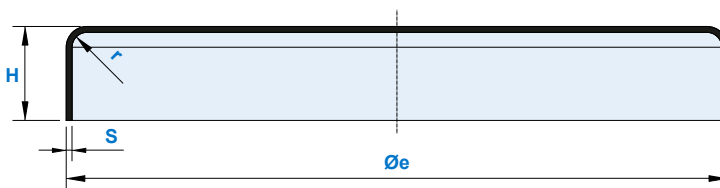
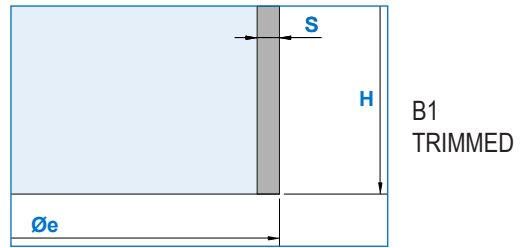


NARROW-RADIUS FLAT BOTTOMS

$\varnothing e$ mm	H min mm	r mm	S mm
170	30	2	2
188	35	5	3
194	35	3	3
260	20	3	2.5
280	20	2	2.5
295	20	3	3
500	70	5	2
600	30	4	3
640	60	2	1.5
650	30	4	3
700	30	4	3
750	70	2	3
900	60	4	3

TYPES OF ACHIEVABLE EDGES



* the dimension h and the capacity V have been calculated for trimmed dished heads with S = 3mm | **the theoretical weight indicated is to be multiplied by the thickness in mm



Zapè srl

Via del Perlar 98 • 37135 Verona VR • Italy

w. www.zape.it • t. +39 045 500855 • e. info@zape.it